




**JENTSCHMANN AG**  
SWISS PRECISION, COMPETENCE AND INNOVATION



## Texband Cutter RTC-208-TEX 85



*The illustration may differ slightly from the actual design*

Fully equipped automatic cutting machine with driven film spool and dancer control for cutting Texbands for horizontal slat blinds. With the RCM marking system, a fold mark can be applied to the ends of the Texband. This model comes standard with a stacker that clamps up to 25 Texbands for easy removal.




Jentschmann AG  
Feldstrasse 2  
CH-8194 Hüntwangen

Tel.: +41 44 735 83 83  
info@jentschmann.ch  
www.jentschmann.ch



**JENTSCHMANN AG**  
SWISS PRECISION, COMPETENCE AND INNOVATION



## Application

This fully equipped Texband Cutter was developed to cut Texbands for horizontal slats or venetian blinds to a constant uniform length and to mark both ends with a fold embossing for the subsequent sewing process. Processing of lifttapes from other manufacturers on request. The standard equipment features make the machine ideally suited for high production capacity.

Texbands with a width of 6, 8 and 10 mm can be processed as standard. The fold mark can be set between 15 and 30 mm from the end or beginning of the Texband.

The lifttape is transported by two synchronously driven, carbide-coated transport rollers (top and bottom), identical to the double drive with a strong stepper motor.

The film spool is rotated by a motor when the Texband is pulled off. A dancer control, running on a linear guide, enables a very precise, even and jerk-free band take-off, even with a fast band advance. Tape feed speeds of up to 30 metres per minute can be processed.

During transport, the Texband is checked for thickness differences in the band by means of a tape defect control system, so that no Texbands with a seam connection can enter further processing. As soon as this thickened area is detected, the cutting machine stops production.


A stacker is fitted as standard to prevent the cut Texbands from falling to the floor. Up to 25 Texbands can be clamped in the stacker.

All models have the special RCM marking system integrated, which ensures the exact position of the folding mark at the beginning and end of the Texband. This RCM marking system ensures that further processing and handling, such as sewing the bartack, is quick and easy.

This marking with a slight bend in the tape means that the length accuracy from fold to fold can be maintained very precisely, even by less experienced personnel.




**JENTSCHMANN AG**  
SWISS PRECISION, COMPETENCE AND INNOVATION



## Characteristics

- Synchronously driven upper and lower transport rollers
- Rollers with carbide coating
- Transport speed adjustable. Band take-off via driven film spool with dancer control for very precise, smooth and jerk-free tape take-off  
Texband feed speeds up to 30 metres per minute
- Integrated band error control system
- Texbands with 6, 8 and 10 mm can be processed
- Length and quantity can be set on the display
- Length input in mm
- Fast pneumatic scissors
- Machine surface with feed unit, LxWxH: 60x40x60 cm
- Total weight 30 kg with all options
- Working pressure 6 bar
- Power 230 Volt 60Hz



## Features

### Active pre-driver Texband

- Roller dancer with sensor control for tension-free tape removal
- Speed control with laser distance sensor, synchronous to basic machine
- Driven film spool shaft by SM motor
- Special driver for clamping the film spool "TEXBAND".

### RCM-Marking-System

- Fold for easy recognition of the loop bend point
- Embossing distance front and back freely adjustable from 15 to 30 mm
- Embossing unit can be switched on electronically

### Stacker / clamping device for "TEXBAND"


- Clamping the cut Texbands into a bundle
- Texband widths of 6, 8 and 10 mm can be processed with one setting
- Stack quantity maximum 25 pieces; number of stacks freely adjustable from 1 to 25

### Band error control

- Special sensor for measuring the differences in tape thickness in 0.01 mm
- Stopping of the band transport, manual cutting out of the defective area
- There are two measuring states:  
good = one band runs through the control  
Error = either no band or two bands run through the error control



**JENTSCHMANN AG**  
SWISS PRECISION, COMPETENCE AND INNOVATION




## **Your benefits**

- Low space requirement
- Simple operation
- High-quality components and processing of the machine
- High quality output of the cut Texbands (up to 30 m per minute)
- Driven film spool and dancer control ensure jerk-free band removal and thus high productivity
- Integrated band error control system
- Fixed stacker for bundling cut Texbands



**JENTSCHMANN AG**  
SWISS PRECISION, COMPETENCE AND INNOVATION



## Extensible options

Electronic automatic bartacker with direct drive type Brother RTC-KE430



This automatic bartacker can be placed directly next to the lifttape cutter to ensure a continuous and smooth production flow.

The main features of this automatic bartacker are:

- Special thread cutter for short thread ends
- Thread wiper; standard hook; staple lifter
- Stitch rate maximum 3'200 stitches/minute
- AC servo motor 550W (direct drive); single-phase 230V
- LED sewing light integrated


You can get more details about this machine under this link:

[RCM Bartacker - KE-430](#)





**JENTSCHMANN AG**  
SWISS PRECISION, COMPETENCE AND INNOVATION



## Barcode-Scanner for lifttape cutter

Recurring jobs can be displayed as barcodes in an Excel file (included in the delivery). These barcodes can, for example, be printed out collectively on a sheet and placed at the machine. The barcode scanner is connected directly to the machine and thus recurring orders can be processed quickly and efficiently. The barcode scanner can be used with any lifttape cutter.

## Touch panel with integrated PC


This optional system is ideal when the automatic bartacker and the cutting machine are operated by one person at a combined workstation.

- Using the large 10-key keypad on the control panel, length and number can be sent directly to the control unit in order to process individual tapes.
- Data (daily production) can be read in from the network or USB stick via the list in order to process them one by one.
- Within the list, the orders can be selected as desired.
- Orders are automatically marked green and locked after each processing.
- When the order has been processed, it automatically jumps down one order.
- Red lines (orders) are not yet processed; blue line (order) = active processing.
- Length and number of orders can be adjusted via "edit".
- Panel PC with resistive touch-screen; screen size 12.1" SVGA (24 x 18 cm).
- 1.6 GB CPU; 2GB DDR3 memory; 64GB 2.5" SATA Flash Disk; Windows7 Embedded.
- Fanless HMI barebone; Aluminium Chasis; RJ45 and USB-2 connection.





**JENTSCHMANN AG**  
SWISS PRECISION, COMPETENCE AND INNOVATION



**Address:**

Jentschmann AG  
Feldstrasse 2  
8194 Hüntwangen  
Switzerland

Tel.: +41 44 735 83 83  
[info@jentschmann.ch](mailto:info@jentschmann.ch)

**Contact:**

Thomas Kräuchi  
Sales, Engineering, Support  
Tel.: +41 44 735 83 40  
[thomas.kraeuchi@jentschmann.ch](mailto:thomas.kraeuchi@jentschmann.ch)



Pascal Gagg  
Sales, Engineering, Support  
Tel.: +41 44 735 83 41  
[Pascal.gagg@jentschmann.ch](mailto:Pascal.gagg@jentschmann.ch)



Katja Solakof  
Sales  
Tel.: +41 44 735 83 82  
[katja.solakof@jentschmann.ch](mailto:katja.solakof@jentschmann.ch)

